

# **DURA**<sup>®</sup>

---

## Fitted Garages



## INSPIRATIONAL GARAGE INTERIORS

### **Product Catalogue**



Modular cabinets  
Wall-mounted storage  
Garage flooring and ceilings  
Design and installation services

## CONTENTS

### 6 Design and Installation Service

#### Modular Cabinets

- 10 Combination Packages
- 12 Tool Cabinets
- 14 Under-bench Tool Storage
- 15 Heavy Duty Shelving with Drawers
- 16 General Base Cabinets
- 20 Wall Cabinets and Lighting
- 22 Back Panels and Accessories
- 26 Heavy Duty Shelving and Workbenches

#### Wall-mounted Storage






- 30 StorePanel™ System and Accessories

#### Flooring and Ceiling

- 35 PVC Interlocking Floor Tiles
- 36 Porcelain Floor Tiles
- 37 Resin Flooring
- 38 Ceiling Panels and Lighting

### 40 Accessories and Extras

#### Follow us:

-  @duragarages
-  @duragarages
-  @dura\_garages
-  @dura garages
-  @DuraLtd

**DURA**<sup>®</sup>  
Fitted Garages

## A GARAGE YOU CAN BE PROUD OF!

When I ask people which part of their house is the most untidy and frustrating, almost invariably it's the same answer – the garage. The reasons are always the same too; clutter, everything on the floor, can't find anything, no space, dusty, cold, dumping ground are often the reasons I am given.

In fact, we've got so used to thinking of our garage in that way it's easy to overlook its potential. To transform your garage into a stunning and practical room isn't an indulgence, it's simply making sure you don't waste expensive space. After all, why shouldn't your garage be as enjoyable and practical as the rest of your home?

A detached garage is one of the most expensive parts of your property to build. Even if it's sharing walls with other parts of the house, then it's still prime ground floor space – so it makes sense to make the most of it.

Most of us wish we had more room in our homes and go to great lengths and cost to get it; fitted kitchens, bathrooms, bedrooms, home studies – even the attic, but until now the garage has just not been thought through.

When we created the 'Fitted Garage' concept we thought of all the different ways in which everyone uses their garage. Our aim is simple – to provide the best quality products backed up by the highest levels of design and service – this has been recognised with our coveted Red Dot International Design Award, and the prestigious Queen's Award for Enterprise.



**Dominic Wishlade**  
Managing Director

## WHY DURA?

Exceptional quality,  
used by professional  
workshops worldwide!

“

Dura provide a masterclass  
in customer service, support,  
and product quality

”

Mr J Scott

### 5 great reasons to transform your garage...

- Create a dream garage with everything in its place
- Add value to your home and gain extra space without the cost of building
- Reclaim your garage, de-clutter and have somewhere to park your car
- Store expensive tools, garden and sports equipment safely and securely
- Turn your garage into the perfect lifestyle room – as a gym, cycling training room, workshop or safe play area



### ...and 5 great reasons to choose Dura

- Creators of the 'Fitted Garage' concept in 1997, and still Europe's market leader in garage transformations
- Award-winning products as used by the professionals
- Europe's best selling, quality, heavy-duty steel cabinets built for tough garage environments
- Full design and installation service available
- Designed and manufactured by us in the UK with a 10 Year Guarantee\*



# THE COMPLETE DESIGN AND INSTALLATION SERVICE

## 1. Survey and consultation



We have over 20 years of experience in transforming garages with thousands of satisfied customers, so you know you are in safe hands. From an initial conversation we can usually establish your approximate requirements.

- ✓ No-obligation informative consultation
- ✓ Design tailored to your needs
- ✓ In-person, via phone, email or self-survey
- ✓ Showroom visits available


## 2. Planning Service



Using the survey information, our expert designers will put together a layout to suit your exact requirements. These are the same designers that work on projects for major prestige automotive brands.

- ✓ Design your dream garage interior
- ✓ 3D and 2D visuals generated
- ✓ Amend and evolve your designs
- ✓ Complete quotation

## 3. Manufacture and Assembly



Dura cabinets are manufactured at our own factory in Plymouth – the same cabinets as supplied to the world's leading automotive brands, so you can be assured of their quality.

- ✓ Made to order, laser-cut cabinets
- ✓ Consistent quality using the most advanced CNC machinery
- ✓ Made in Britain

## 4. Professional Installation



Our friendly installation team can handle everything for a smooth, stress-free installation. Each individual cabinet is assembled at our factory, but some items such as shelving units and benches require final assembly on site.

- ✓ Unpack and check each item
- ✓ Working with drawings
- ✓ Assemble cabinet combination
- ✓ Full garage installation

“ The Dura team provided a fantastic service designing and configuring their cabinets to fit the space available. The quality and finish of their cabinets has to be seen to be believed, and they look and feel like they'll last forever. ”

Mr P Jerome



## MODULAR CABINETS

Transform your garage with innovative, award winning furniture, used by the world's leading automotive brands

“Luxury storage for your garage”



COMBINATION PACKAGES

DCP419

**Dura Combination Package 419**

Overall dimensions: H 2000mm, W 2400mm, D 600mm

Package contains:

- 600mm wall cabinet (WU060)
- 1200mm wall cabinet (WU120)
- Tall cabinet (right hand) (CU006)
- Extra shelves (3 x SHC060)
- 600mm 5 dwr cabinet (BU006)
- 1200mm base cabinet (BU120)
- 2 x pairs of backstraps (2 x BK001)
- Lighting (UCL001) (UCL003) (UCL060) (UCL120)
- Back panels and fittings (LPS120) (BPEGSD060) (MES002SS) (MES003SS)
- Plinth plates (2 x PLIE055) (2 x PLIE060) (PLIE120)

Lots of storage and workspace – perfect for a double garage



DCP519

**Dura Combination Package 519**

Overall dimensions: H 2000mm, W 3000mm, D 600mm

Package contains:

- 2 x 600mm wall cabinets (2 x WU060)
- 1200mm wall cabinet (WU120)
- Tall cabinet (right hand) (CU006)
- Extra shelves (3 x SHC060)
- 600mm 3 dwr cabinet (BU015)
- 600mm 5 dwr cabinet (BU006)
- 1200mm base cabinet (BU120)
- 3 x pairs of backstraps (3 x BK001)
- Lighting (UCL001) (UCL003) (2 x UCL060) (UCL120)
- Back panels and fittings (LPS120) (SQ060) (BPEGSD060) (MES002SS) (MES003SS)
- Plinth plates (2 x PLIE055) (3 x PLIE060) (PLIE120)

An impressive combination of cabinets for larger garages



DCP619

**Dura Combination Package 619**

Overall dimensions: H 2000mm, W 3600mm, D 600mm

Package contains:

- 600mm wall cabinet (WU060)
- 1200mm wall cabinet (WU120)
- Towel & glove dispenser (WUIT060)
- Tall cabinet (right hand) (CU006)
- Coat rail (CR061)
- Tall cabinet (left hand) (CU006L)
- Extra shelves (3 x SHC060)
- Wastebin base cabinet (BB001)
- 1200mm 5 dwr tool cabinet (RC050F)
- 600mm base cabinet (BU014L)
- 3 x pairs of backstraps (3 x BK001)
- Lighting (2 x UCL060) (UCL120)
- Back panels and fittings (SK001) (SK120) (SKESD060) (MES002SS) (MES003SS)
- Plinth plates (2 x PLIE055) (4 x PLIE060) (PLIE120)

A comprehensive combination including towel and bin facilities

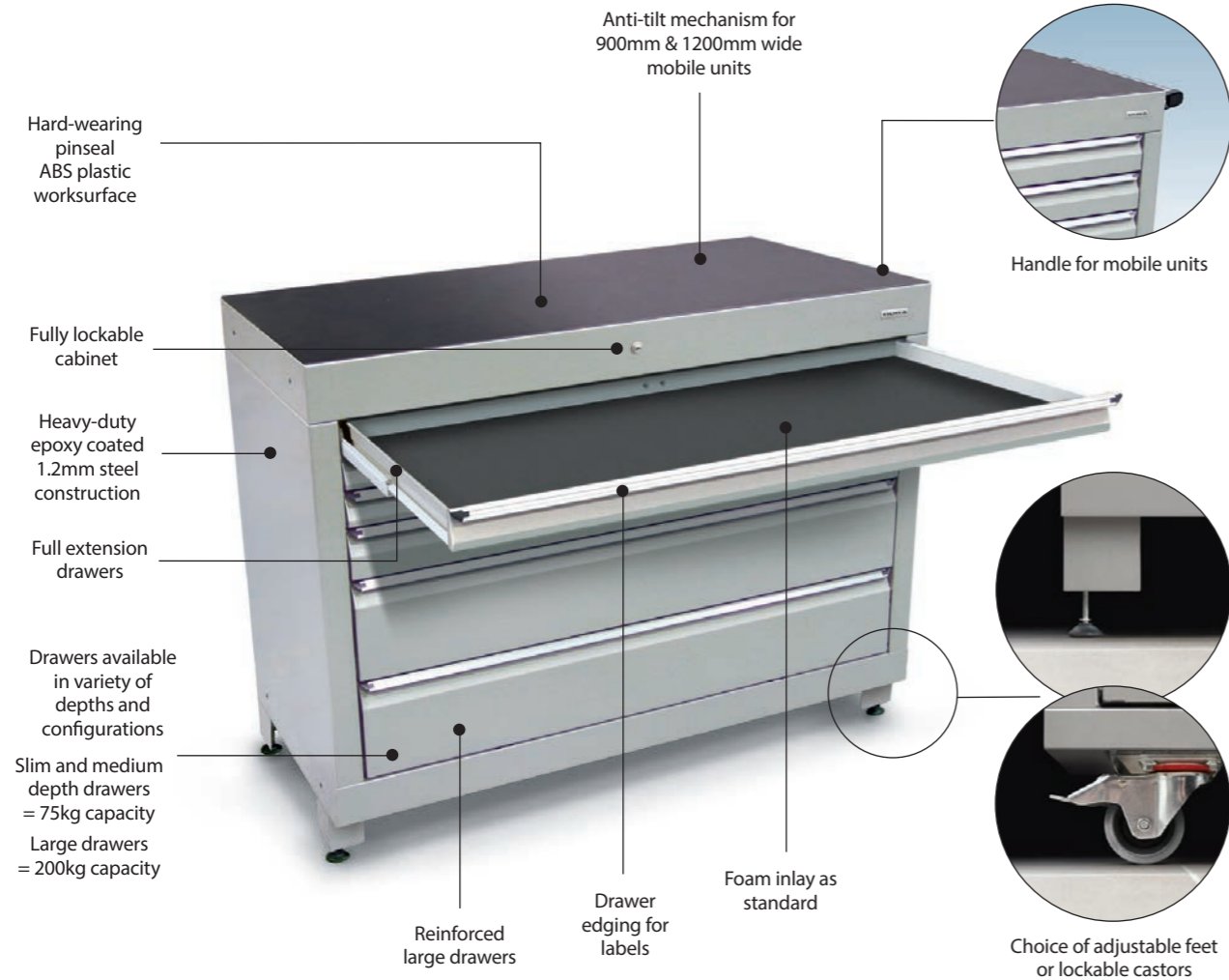


DURA COMBINATION PACKAGES


**Helping you choose the perfect setup**

The Fitted Garage™ modular system offers a huge range of possibilities, so we've put together some of our most popular combinations to help provide you with some ideas. You could select one of these shown opposite, add to it, or create your own from the full product range shown throughout the following pages. Better still, why not ask our design team for ideas with our FREE DESIGN SERVICE?





1200MM TOOL STORAGE CABINETS



**RC060F**  
6 Drawer  
1200mm Tool Cabinet  
• 5 medium drawers  
• 1 deep drawer  
• Adjustable feet



**RC060C**  
6 Drawer  
1200mm Mobile Tool Cabinet  
• 5 medium drawers  
• 1 deep drawer  
• Lockable castors  
• Anti-tilt mechanism  
• Handle



**RC050F**  
5 Drawer  
1200mm Tool Cabinet  
• 3 medium drawers  
• 2 deep drawers  
• Adjustable feet



**RC050C**  
5 Drawer  
1200mm Mobile Tool Cabinet  
• 3 medium drawers  
• 2 deep drawers  
• Lockable castors  
• Anti-tilt mechanism  
• Handle




**RC040F**  
4 Drawer  
1200mm Tool Cabinet  
• 1 medium drawer  
• 3 deep drawers  
• Lockable castors



**RC020F**  
2 Drawer  
1200mm Tool Cabinet  
• 2 extra deep drawers  
• Adjustable feet

900MM TOOL STORAGE CABINETS



**RC906F**  
6 Drawer  
900mm Tool Cabinet  
• 5 medium drawers  
• 1 deep drawer  
• Adjustable feet



**RC906C**  
6 Drawer  
900mm Mobile Tool Cabinet  
• 5 medium drawers  
• 1 deep drawer  
• Lockable castors  
• Anti-tilt mechanism  
• Handle



**RC905F**  
5 Drawer  
900mm Tool Cabinet  
• 3 medium drawers  
• 2 deep drawers  
• Adjustable feet



**RC905C**  
5 Drawer  
900mm Mobile Tool Cabinet  
• 3 medium drawers  
• 2 deep drawers  
• Lockable castors  
• Anti-tilt mechanism  
• Handle



**RC904F**  
4 Drawer  
900mm Tool Cabinet  
• 1 medium drawer  
• 3 deep drawers  
• Lockable castors




**RC902F**  
2 Drawer  
900mm Tool Cabinet  
• 2 extra deep drawers  
• Adjustable feet

TOOL STORAGE CABINETS

Organise your tools like the professionals

Central to the Fitted Garage™ modular system are the tool storage cabinets. Available in 900 and 1200mm widths with a variety of drawer configurations, they provide efficient storage in a compact footprint. Drawers are foam lined to help protect tools and are fully lockable. The pinseal ABS plastic worktop provides a firm, durable surface to work on, and each configuration is available on adjustable feet, or lockable castors.




We can supply quality tools for your home workshop too!

CALL 01280 700563 for details

TOOL STORAGE continued...

## UNDER-BENCH TOOL STORAGE SYSTEM



Under-bench tool storage

Bridging a household appliance

### Bridging Units

Bridging units span gaps between base cabinets, providing a useful space below to allow an under-bench mobile cabinet, or for your own equipment or household appliance or seating area. Bridging units are available in the modular 600, 900 and 1200mm sizes, and can be fitted beneath back panels and wall cabinets.



**BR009**  
1200mm Bridging Unit  
W 1200, D 600mm



**BR090**  
900mm Bridging Unit  
W 900, D 600mm



**BR008**  
600mm Bridging Unit  
W 600, D 600mm

### Under-Bench Cabinets

Under-bench cabinets are smaller versions of the standard mobile tool cabinet range, to fit beneath bridging units. The cabinets come with guide buffers which are fitted to the sides to assist with the movement of the cabinet in and out of the space.

*Please note: Drawer sizes are narrower than the standard tool cabinets, so cannot be fitted with drawer divider sets.*



**UC120**  
1160mm Under-Bench Tool Cabinet  
• 5 medium drawers  
• 1 deep drawer  
• Lockable castors  
• Anti-tilt mechanism  
• Front handles  
H 840, W 1160, D 570mm




**UC090**  
860mm Under-Bench Tool Cabinet  
• 5 medium drawers  
• 1 deep drawer  
• Lockable castors  
• Anti-tilt mechanism  
• Front handles  
H 840, W 860, D 570mm



**UC060**  
560mm Under-Bench Tool Cabinet  
• 5 medium drawers  
• 1 deep drawer  
• Lockable castors  
• Anti-tilt mechanism  
• Front handles  
H 840, W 560, D 570mm

### Under-Bench Infill Panels

These low back panels create a tidy appearance beneath the bridging unit when the space is empty. Available in our modular 600, 900 and 1200mm sizes, they fix to the bridging unit and adjacent base cabinets.



**BRIE120**  
1200mm Infill Panel



**BRIE090**  
900mm Infill Panel



**BRIE060**  
600mm Infill Panel

## HEAVY-DUTY SHELVING WITH DRAWERS



### A multi-functional workstation

Our heavy-duty shelving cabinets with drawers combine several features of other products within one compact unit.

The upper half incorporates peg panels on the inner sides and doors for attaching hooks (see p24) and an adjustable shelf – while the lower section provides drawers in a choice of combinations.

These cabinets can be customised with extra shelves, an internal power socket, or a rear panel for the fitting of storage bins (see p25).

#### Optional extras:



Louvre and peg back panels



Extra internal power source



**RSR040**  
• 1 medium drawers  
• 3 deep drawers  
• Square peg panels  
• Adjustable shelf and feet  
H 2000, W 1200, D 600mm



**RSR050**  
• 3 medium drawers  
• 2 deep drawers  
• Square peg panels  
• Adjustable shelf and feet  
H 2000, W 1200, D 600mm



**RSR060**  
• 5 medium drawers  
• 1 deep drawers  
• Square peg panels  
• Adjustable shelf and feet  
H 2000, W 1200, D 600mm



**RSR070**  
• 7 medium drawers  
• Square peg panels  
• Adjustable shelf and feet  
H 2000, W 1200, D 600mm



**RSR904**  
• 1 medium drawers  
• 3 deep drawers  
• Square peg panels  
• Adjustable shelf and feet  
H 2000, W 900, D 600mm



**RSR905**  
• 3 medium drawers  
• 2 deep drawers  
• Square peg panels  
• Adjustable shelf and feet  
H 2000, W 900, D 600mm



**RSR906**  
• 5 medium drawers  
• 1 deep drawers  
• Square peg panels  
• Adjustable shelf and feet  
H 2000, W 900, D 600mm



**RSR907**  
• 7 medium drawers  
• Square peg panels  
• Adjustable shelf and feet  
H 2000, W 900, D 600mm



600MM BASE CABINETS



GENERAL BASE CABINETS

**Flexible storage for any requirement**

The Fitted Garage™ system includes a range of base cabinets which match the tool cabinet range, offering other storage possibilities. These cabinets offer tool drawers and cupboard space. There are base cabinets with double doors, tall cabinets for bulky storage and special cabinets for integrated bins or sinks. In addition, there are floorless cabinets for hiding rolling items you can't lift... such as that annoying wheelie bin!



BASE CABINETS WITH DOUBLE DOORS



GENERAL BASE CABINETS continued...

TALL STORAGE CABINETS

Ideal for bulk storage or hanging workwear!

Our spacious tall cabinets are fully lockable and contain a single adjustable shelf – although more can easily be added.




**CU006**  
**Standard Tall Cabinet**  
with right-hand door  
H 2000, W 600, D 600mm

**CU006L**  
**Standard Tall Cabinet**  
with left-hand door  
H 2000, W 600, D 600mm



**CR-061**  
**Coat Rail**  
Rail and brackets to fit within CU006 or CU006L tall cabinets **only**.  
(Also available for RS062 & RS092, see page 26)




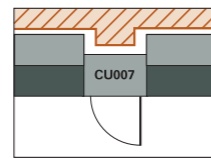
**SHC060**  
**Extra Shelf**  
Shelf and brackets to fit a CU006 or a CU006L.



**CU007**  
**Shallow Tall Cabinet**  
with right-hand door  
H 2000, W 600, D 400mm

**CU007L**  
**Shallow Tall Cabinet**  
with left-hand door  
H 2000, W 600, D 400mm

Similar to standard tall cabinets but with a reduced depth of **400mm** – designed to fit around a brick pillar or obstruction.



**SHC005**  
**Extra Shelf**  
Shelf and brackets to fit a CU007 or a CU007L.

Vertical Tool Storage



**VSD030**  
**Vertical Tool Cabinet**  
H 2000, W 300, D 600mm  
A narrow space-saving tool storage cabinet with a lockable vertical drawer featuring a square peg panel surface on both sides (compatible with accessories on page 24)

FLOORLESS UTILITY CABINETS

Keep wheelie bins and larger items out of sight!

Our floorless utility cabinets are designed to store equipment that cannot be easily lifted – allowing bins or equipment on wheels to be rolled neatly into place.



Store a 240 litre wheelie bin – as supplied by most councils



**BUES090**  
**900mm Utility Cabinet**  
H 950, W 900, D 600mm  
Maximum internal capacity: H 790, W 740, D 560mm




**BUES120**  
**1200mm Utility Cabinet**  
H 950, W 1200, D 600  
Maximum internal capacity: H 790, W 1040, D 560mm

**CUES120**  
**1200mm Large Utility Cabinet**  
H 2000, W 1200, D 600  
Maximum internal capacity: H 1850, W 1040, D 560mm

**CUES090**  
**900mm Large Utility Cabinet**  
H 2000, W 900, D 600  
Maximum internal capacity: H 1850, W 740, D 560mm

**BST1260**  
**Base Tray for CUES120**

**BST0960**  
**Base Tray for CUES090**



**Optional Base Tray**  
This adjustable tray has a chequerplate finish and is recommended for use within floorless cabinets to provide a neat finish and greater stability for stand alone units.

Floorless cabinets are best positioned between other base cabinets for maximum stability. Cabinets are shown with content for illustrative purposes only. Accessories shown are not included.

WASTEBIN CABINETS

Create a beautifully integrated wash-up area in your garage!

As part of the base cabinet range we offer integrated wastebins and sink units. Combine these with the towel dispenser wall cabinet (WUIT060 p21) to create an organised 'clean up' section in your garage – perfect for a home workshop or for gardening enthusiasts.

Wastebin Cabinets



**BB001**  
H 950, W 600, D 600mm  
• Sliding drawer with removable PVC bin  
• Pinseal ABS plastic worktop  
• Adjustable feet



**BUGT061**  
H 950, W 600, D 600mm  
• Sliding drawer with 2 removable bins  
• Towel and glove dispenser drawer  
• Pinseal ABS plastic worktop  
• Adjustable feet



Sink Cabinets



**Sink Cabinet with grooved compact resin worktop**  
H 950, W 600, D 600mm  
A lockable base cabinet with an integrated stainless steel square bowl. Fitted with 12mm thick compact resin worktop with drainage grooves. Includes waste outlet and mixer tap and features adjustable feet.

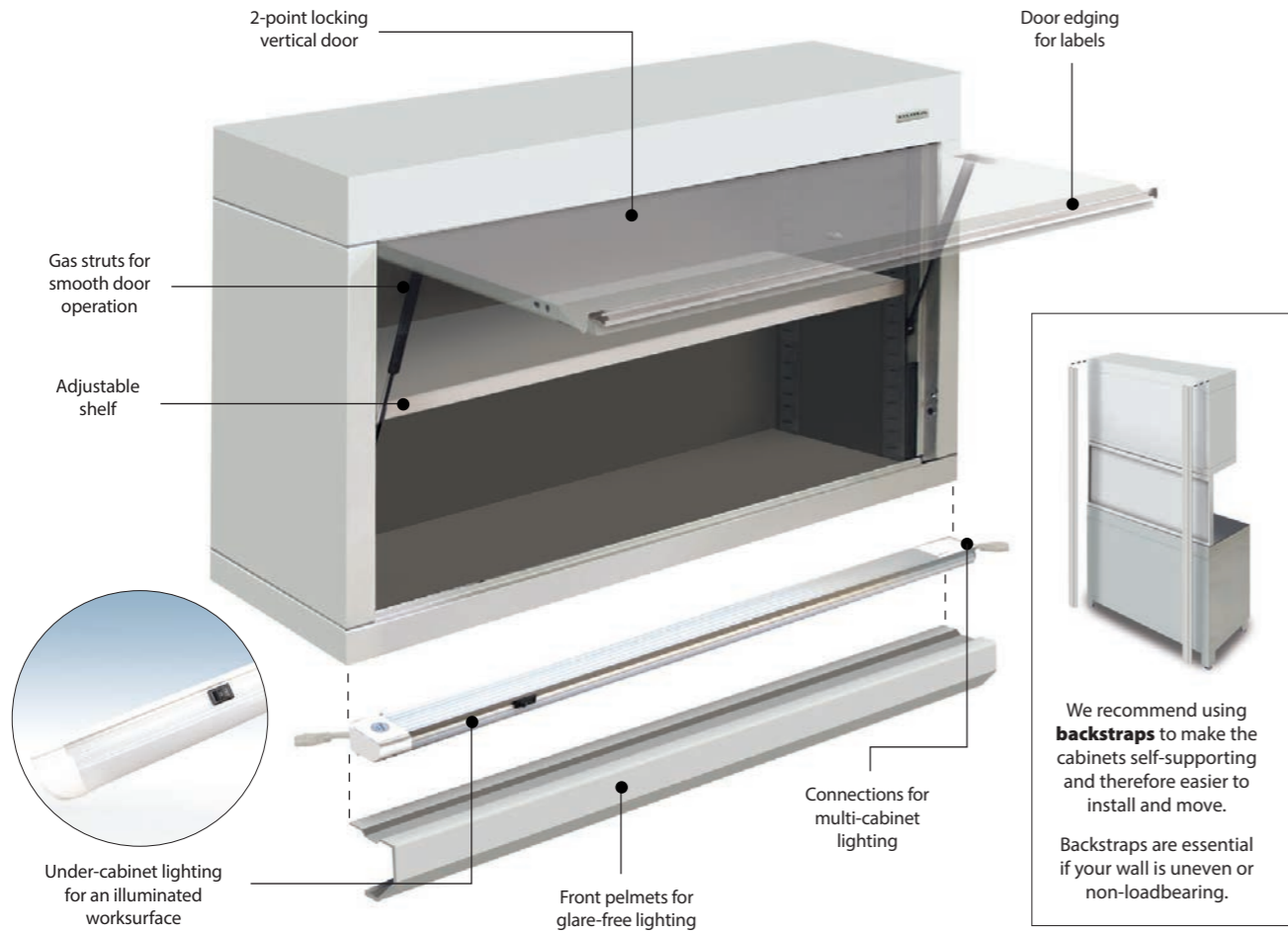
**BS060** with right-hand door  
**BS060L** with left-hand door



**Sink Cabinet for fitting beneath a continuous worktop**  
H 950, W 600, D 600mm  
A lockable base cabinet with an integrated stainless steel square bowl. Supplied *without a worktop* for fitting within a separate wider worktop. Includes waste outlet and mixer tap and features adjustable feet.

**BS061** with right-hand door  
**BS061L** with left-hand door

For further information regarding the specification and fitting of these cabinets please contact our design team on 01280 700563.



We recommend using **backstraps** to make the cabinets self-supporting and therefore easier to install and move.

Backstraps are essential if your wall is uneven or non-loadbearing.

# WALL CABINETS AND LIGHTING

## Maximise your storage at higher levels

Wall cabinets are designed to accommodate a range of features at high-level for improved efficiency and to maximise storage space. Lockable doors open vertically, supported with gas struts for smooth operation. Available in 600, 900 and 1200mm widths, they are available with pelmets and under-cabinet lighting to provide a comfortable working area beneath.



**Ask our team for FREE design advice**

For your FREE garage design report worth over £500  
**CALL 01280 700563**

*For details see page 6*

## WALL CABINETS AND LIGHTING

**Wall Cabinets** These cabinets can be fitted directly to load bearing walls or mounted to base cabinets supported with backstraps.



**WU060**  
**600mm wall cabinet**  
 • Vertical door  
 • Adjustable shelf  
 H 600, W 600, D 300mm



**WU090**  
**900mm wall cabinet**  
 • Vertical door  
 • Adjustable shelf  
 H 600, W 900, D 300mm



**WU120**  
**1200mm wall cabinet**  
 • Vertical door  
 • Adjustable shelf  
 H 600, W 1200, D 300mm



**WUIT060**  
**Towel & Glove Cabinet**  
 • Vertical door  
 • Towel dispenser with 1 roll  
 • Glove dispenser with 1 box  
 • Adjustable shelf  
 H 600, W 600, D 300mm

**Consumables for dispenser cabinet**


**PT001**  
 Pack of 6 rolls of paper towels  
**GLO001**  
 Box of 100 latex gloves

## Under-Cabinet Lighting



**For individual wall cabinets**  
 Kits containing pelmet, LEDs and cable to link with other kits where necessary.

**UCL120** for 1200mm  
**UCL090** for 900mm  
**UCL060** for 600mm



**Edging Pelmet Plates**  
 To cover exposed ends of wall cabinets. (Orientation when viewed from front of cabinets)

**UCL003** for left hand edge  
**UCL004** for right hand edge




**Power Cable**  
 Cable connector and 13 amp plug (fits as left hand supply only).

**UCL001 UK**  
**UCL002 Euro**

## Backstraps

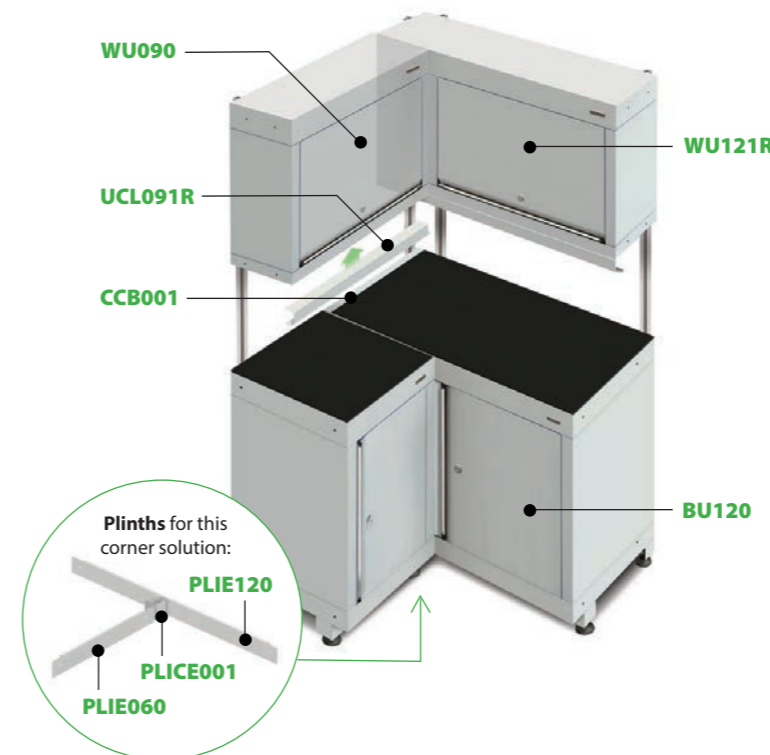
**BK001**  
 Set of 2 backstraps to connect a base cabinet, a back panel and a wall cabinet. For other configurations see page 25.

*We recommend using these backstraps to make the cabinets self-supporting and therefore easier to install and move. Backstraps are essential if your wall is uneven or non-loadbearing.*




## CORNER SOLUTION

Wall cabinets can be configured to create a continuous run around a corner utilising these special cabinets.



**WU121R**  
**Right-Handed Corner Cabinet**  
 • Vertical door  
 • Adjustable shelf  
 H 600, W 1200, D 300mm



**UCL091R**  
**Corner Pelmet Plate**  
 For fitting beneath WU090 adjacent to WU121R



**CCB001**  
**Corner Conversion Brackets**  
 Fit to the end of base cabinets to provide correct spacing and support.



## BACK PANELS AND ACCESSORIES



Ask about our **FREE survey and consultation service**

CALL 01280 700563

For details see page 6

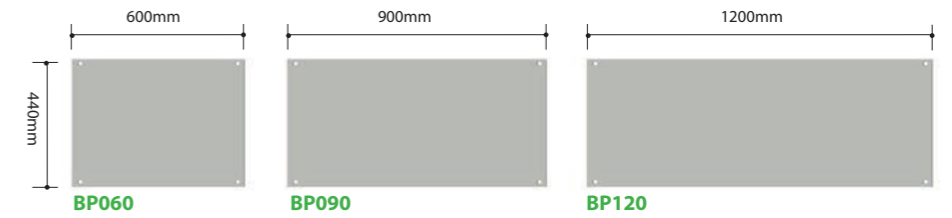
### Organising everything at your fingertips

Our wide range of back panels allow you to configure the space below your wall cabinets how you wish. For a clean, simple look, use our blank panels or the stylish stainless steel option, with or without electrical points. Use our louvre panel system to attach an aerosol shelf or component bins. For easy access to frequently used tools, use our square peg panel and repositionable hook system.

## BACK PANELS – BLANK, STAINLESS STEEL AND ELECTRICAL


### Blank Panels

For a simple, coordinated look. Alternatively attach magnets (not supplied) to use as a noticeboard.



### Stainless Steel Panels

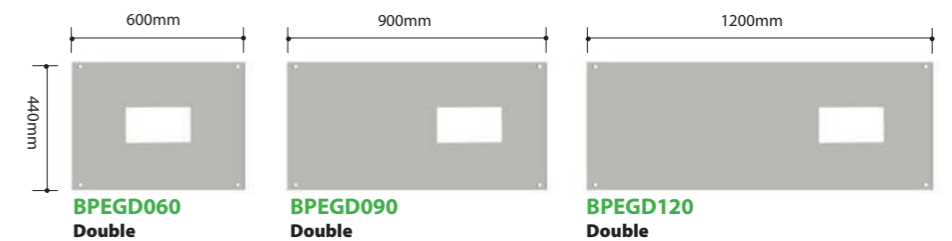
Ideal for a sink splashback area, or as a stylish alternative to blank panels.



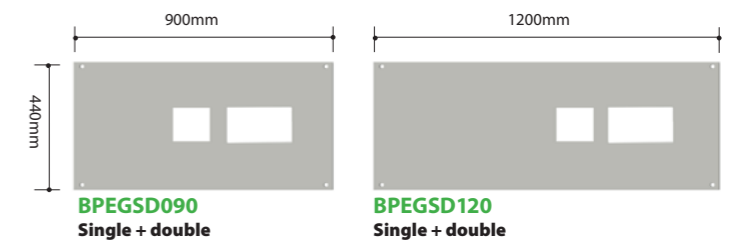
### Electrical Panels

Blank back panels can be fitted with electrical sockets or light switches, available as a double socket or a single + double socket combination.

900 and 1200mm width panels can be fitted either way up, allowing a left-hand or right-hand design option.




#### Fittings with grey finish




### Stainless Steel Electrical Panels

Stainless steel panels can also be fitted with electrical sockets or light switches, available as a double socket or a single + double socket combination.

900 and 1200mm width panels can be fitted either way up, allowing a left-hand or right-hand design option.



#### Fittings with stainless steel finish



All back panels are available in alternative heights to accommodate worktop thicknesses greater than the standard pinseal worktop. Please contact our design team on 01280 700563 for further information.

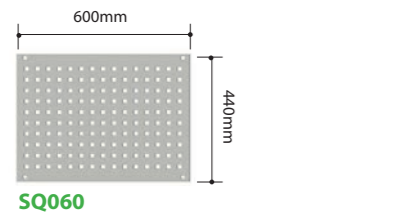
BACK PANELS AND ACCESSORIES continued...

## SQUARE PEG BACK PANELS




### Square Peg Panels


The square peg panel system accommodates a range of hooks and clips which can be easily repositioned. The hooks and clips attach and release easily by squeezing together the lower teeth of the clip.




**SQ060**



**SQ090**



**SQ120**



**LPS120**

**Hybrid panel**  
A back panel which is half square peg panel, and half louvre panel (see above).



**SQR001**  
60mm Single Hooks  
with diagonal end



**SQR002**  
90mm Single Hooks  
with diagonal end



**SQR003**  
30mm Double Hooks  
with diagonal end



**SQR004**  
60mm Double Hook  
with diagonal end



**SQR005**  
25mm Single  
Angled Hook  
with right-angled end



**SQR006**  
50mm Single  
Angled Hook  
with right-angled end



**SQR007**  
75mm Single  
Angled Hook  
with right-angled end



**SQR008**  
75mm Hammer Holder




**SQR009**  
50mm Pliers Holder



**SQR010**  
12mm Spring Clip




**SQR011**  
24mm Spring Clip



**SQR012**  
60mm Drill Holder



**SQR013**  
50mm Pipe Holder




**SQR200**  
Square Peg  
Panel Accessory  
Multi-Pack  
Contains  
SQR-001  
SQR-004  
SQR-007  
SQR-009  
SQR-011  
**Total 22 hooks**

## LOUVRE BACK PANELS



### Louvre Panels

The louvre panel system is designed to support a range of storage bins to organise small components, and aerosol shelves for storing spray cans. The bins and shelves simply slot on.



**LU011**

**LU090**


**LU012**



**Storage Bins**  
Blue plastic containers to fit to louvre panels (or LUA001 - see page 31).

Bin	Size H x W x D	Maximum number of bins on louvre panels		
		LU011	LU090	LU012
<b>BOX001</b>	49 x 106 x 106mm	20	32	44
<b>BOX002</b>	76 x 106 x 183mm	20 (*15)	32 (*24)	40 (*30)
<b>BOX003</b>	127 x 140 x 193mm	8	12	16
<b>BOX004</b>	179 x 210 x 375mm	6 (*3)	8 (*4)	12 (*6)
<b>BOX005</b>	175 x 415 x 370mm	2 (*1)	4 (*2)	4 (*2)

\* Maximum number when fitted underneath lighting pelmet



**SH004**  
Aerosol Shelf  
Two-part shelf kit designed to hold 13 standard aerosol cans. W 600mm

## BACKSTRAPS



### Backstrap sets


Vertical supports (backstraps) are required for all freestanding installations and are recommended where walls are non-structural or uneven. A set comprises of **two** backstraps, and connects wall cabinets, back panels, base cabinets, workbenches and bridging units. There are four types for differing configurations (see right).



**BK001** To connect: Wall cabinet Back Panel Base Cabinet  
**BK003** To connect: Wall cabinet Back Panel Workbench  
**BK003** To connect: Wall cabinet Back panel Bridging Unit  
**BK004** To connect: Back Panel Base Cabinet  
**BK005** To connect: Back Panel Workbench  
**BK005** To connect: Back Panel Bridging Unit

## PLINTH COVERS

Plinth covers can be fitted to the front or sides of any cabinet with feet, to provide a visual finish closer to the floor.



### Front plinth covers

**PLIE120** 104 x 1200mm  
**PLIE092** 104 x 900mm  
**PLIE060** 104 x 600mm  
**PLIE040** 104 x 400mm  
**PLIE030** 104 x 300mm

### Side plinth covers

**PLIE055** 104 x 550mm  
**PLIE025** 104 x 250mm



## HEAVY-DUTY SHELVING AND WORKBENCHES

### Create your own home workshop

Turn a cluttered garage into the perfect workshop for DIY tasks at home. Our spacious heavy-duty shelving units can store bulky items easily and safely – and with the options of double doors to secure items out of sight. Combine these with our range of worksurfaces, from freestanding benches to bridging units to span between other base cabinets (see page 13).



### HEAVY-DUTY SHELVING UNITS



Note: Heavy-duty shelving units must be securely fixed to a wall.

### HEAVY-DUTY WORKBENCHES AND EXTRAS





Products shown with are delivered flat-packed and require assembly.



## STOREPANEL™ SYSTEM

It's never been simpler to clear clutter from your garage floor with our wall storage solution, StorePanel™. Our clip-on hooks and accessories create a flexible way to maximise your wall space.

“Don't under-value your wall space!”




# STOREPANEL™ WALL-MOUNTED STORAGE

The StorePanel™ system gives you ultimate flexibility for organising and re-organising!


## The smart, flexible wall storage system

Clear clutter off the floor and onto the walls with StorePanel™ – the ultimate flexible wall-mounted storage solution. Whatever your lifestyle demands, from bikes to sports equipment, these tough PVC panels provide the perfect storage solution. Once in place, you simply ‘clip-on’ the hooks and baskets, wherever you want. Then, move them around as you wish – *no more drilling!*

### How the system works...



Panels are screw-fixed to a suitable wall, or hung using mounting strips



U caps can be added to conceal edges for a neat finish



Hooks and baskets simply clip into place



Turn the TwistLock to secure the hook



Re-organise or add more hooks without the need for drilling!

## HEAVY-DUTY STOREPANELS™ AND ACCESSORIES


Our standard StorePanels™ are supplied at 4ft widths for convenience of shipping and installation



**STP122**  
**Grey 4ft StorePanel™ panel**  
H 310, W 1220, D 16mm  
Order in multiples of 6.



**STPET244**  
**Grey Edge Trim**  
for concealing adjoining corners or exposed edges of StorePanel™ panels.  
Approx 2.6m.



**STPFS244**  
**Grey Flat Strip**  
for covering joins between adjacent StorePanel™ panels.  
Approx 2.6m.



**STP1221**  
**Graphite 4ft StorePanel™ panel**  
H 310, W 1220, D 16mm  
Order in multiples of 6.



**STPET2441**  
**Graphite Edge Trim**  
for concealing adjoining corners or exposed edges of StorePanel™ panels.  
Approx 2.6m.



**STPFS2441**  
**Graphite Flat Strip**  
for covering joins between adjacent StorePanel™ panels.  
Approx 2.6m.

**STPMS001**  
**Mounting Strip**  
For installation without any fixing screws being visible. These are metal bands with pre-spaced prongs to support the StorePanel™ system.  
Approx 1220mm.

### 8ft StorePanels™ also available

The StorePanels™ are available in longer 8ft lengths. These are primarily for use by our installation team, as shipping items of this bulky nature can often prove difficult. For further information please call our design team.

### Screw fixings for StorePanel™


Due to the wide variety of possible wall structures, the StorePanels™ are supplied WITHOUT screws. Please contact our design team for advice on suitable screw fixings for your project.

### Need help?...Call us!


For help calculating quantities of these products, please call our design team on **01280 700563**.



**DUAS001**  
**2.5" Single Prong Hook**  
General all-purpose hook.



**DUAS002**  
**5" Single Prong Hook**  
General all-purpose hook.



**DUAS005**  
**Heavy-Duty Utility Hook**  
A 180mm wide hook with rubberised light grey coating, ideal for storing a hose reel or a stepladder.




**DUAS006**  
**Universal Hook**  
Two pronged hook with 100mm reach, with rubberised light grey coating for general tool storage.



**DUAS008**  
**Bike Hook**  
A specialised hook designed to store a bicycle off the ground by its front wheel.



**DUAS009**  
**Heavy-Duty Cradle Hook**  
A larger hook with curved double prongs with rubberised light grey coating for storing bulkier tools.



**DUAS010**  
**Heavy-Duty tool Hook**  
A hook with two 240mm long prongs with rubberised light grey coating and two small hooks.



**DUAS011**  
**Heavy-Duty Universal Hook**  
A longer version of the Universal Hook DUAS006 with a reach of 190mm.



**DUAS201**  
**Shallow Basket**  
An open-wire design basket for storing general items. Basket size approx W600, D300, H110mm



**DUAS202**  
**Deep Basket**  
A deeper open-wire design basket for more storage capacity. Basket size approx W600, D300, H210mm



**DUAS204**  
**Deep Basket**  
An open-wire design shelf for general storage. Size approx W770, D380, H180mm



**LUA001**  
**Louvre Adaptor Panel for StorePanel™**  
600mm wide louvre adaptor panel that clips to StorePanel™ panels to allow storage bins to be mounted – ideal for organising screws and other small fixings. W 600, H 145mm.



## FLOORING & CEILING


Garage floors are often concrete, littered with cracks and stains, whilst ceilings are often left as rafters, creating strong draughts. Give your garage a luxury and professional finish with our range of flooring and ceiling solutions.

“Beautiful finishes for the perfect garage interior”

# FLOORING

## Your guide to choosing the right floor for your garage

Concrete garage floors create problems with cracking, dust and cold, so a new floor finish can transform your garage ...but which is right for you? Here we explain our selection of quality flooring solutions, which solve the problems of cold dusty floors or flaking floor paint.



### PVC Interlocking floor tiles

*A great all-round solution*

See opposite



### Porcelain tiles

*The long-lasting supercar floor*

See page 36




### Resin flooring


*A minimal maintenance and seamless floor*

See page 37

## PVC INTERLOCKING FLOOR TILES



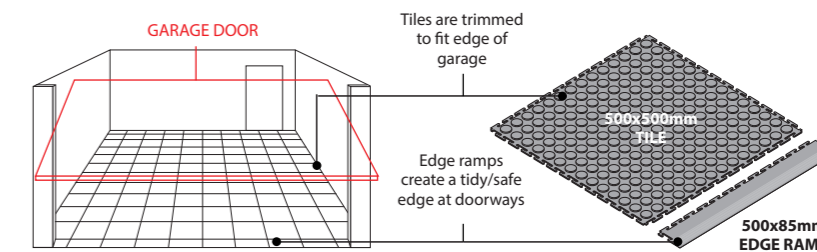
Raised disk surface



Smooth textured surface

PVC floor tiles have become an increasingly popular choice in the domestic garage because they are easy to fit and require no adhesive, so a normal double garage can usually be covered in a day and used immediately.

PVC floor tiles form a great thermal and dust barrier. If you are using your garage as a multi-use room such as a gym or playroom, this is the perfect choice. PVC tiles are available with raised disks (studs) or a smooth textured finish.



### 7mm heavy-duty floor tiles

Heavy-duty raised disk tile	500 x 500mm
Heavy-duty smooth textured tile	500 x 500mm
Heavy-duty edge ramp	500 x 85mm

Black	Graphite	Dark Grey	Light Grey	Green	Blue	Yellow	Red
EFT7-100	EFT7-230	EFT7-220	EFT7-200	EFT7-400*	EFT7-500	EFT7-600*	EFT7-700*
EFT7-101	EFT7-231	EFT7-221	EFT7-201	EFT7-401	EFT7-501	EFT7-601	EFT7-701
ERS7-101	ERS7-231	ERS7-221	ERS7-201	ERS7-401	ERS7-501	ERS7-601	ERS7-701

\* Special order product, please call for details.

In some instances, cars with very soft compound tyres can stain floors, so it is sometimes worth considering the use of a tyre mat under the tyres, or the application of a sealant.

PORCELAIN FLOOR TILES



The luxurious floor surface for your garage

Porcelain tiles are virtually free of maintenance, other than regular cleaning requirements of a home, office or work place.

Porcelain tiles are common in automotive workshops as they are extremely hard wearing. Tiles specifically for professional automotive workshops, with raised patterns, have improved anti-slip properties over normal ceramics when wet and are ideal for garages.

Porcelain tiles, though more expensive than painted floors, will last a long time and prove a good investment. They look great, are easy to clean, and are available in a wide selection of colours and finishes.

**For estimates and samples, please contact our design team on 01280 700563.**



RESIN FLOORING


Durability with a stunning, seamless finish

Acrylic resin floors are common in industrial environments but are also ideal for domestic garages. They provide a beautiful hard-wearing and low maintenance floor in a single seamless surface.

Acrylic resins are available as a self-levelling coating or as a thicker coating applied with a trowel — and both options are applied to a primer base and then sealed. Acrylic resin floors have anti-slip characteristics and are resilient to impacts, chipping, chemicals, stains, and surface abrasions — making it a durable surface which can cope with impacts from dropped hand tools.


Our floors are available in two decorative speckled finishes — providing your garage with a glamorous showroom shine.

**For estimates and samples, please contact our design team on 01280 700563.**



Light Grey

Dark Grey



# CEILING PANELS AND LIGHTING

Dura can give your garage the **complete** transformation with a pristine ceiling

## Ceiling panel system

Dura's ceiling cladding system with its tongue and groove design allows the ceiling panels to be fitted quickly and easily – covering exposed roof joists, and provides support for downlights.



**CP244M**

**Ceiling Panel – Matt White**  
Interlocking ceiling panel 300 x 2440mm.

**CPH244**

**'H' Joining Strip – Matt White**  
2440mm long 'H' profile strip for joining ceiling panels by their exposed short edges.

**CP244**

**Starter Trim Strip – Matt White**  
2440mm long starter trim for fixing to perimeter of ceiling.

## Lighting system

Dura offer LED units that can be suspended or surface mounted within your garage – with remote switch control.



**PRO150**  
1.5m LED lighting unit  
**PRO001**  
Suspension kit



**PRO002**  
Remote switch (black)  
**PRO003**  
Remote switch (white)

## Loft hatches and insulation

If you have a new ceiling fitted, you may need loft insulation or possibly a loft hatch. Our installation team can fit these at the same time as the ceiling.



For ceiling and lighting estimates please contact our design team on 01280 700563.




**Ask about our  
FREE survey and  
consultation service**  
CALL 01280 700563  
For details see page 6

ACCESSORIES

Drawer inserts



**Anti-Slip Matting**  
**AM001** 20m x 500mm roll  
**AM002** Lengths cut to size  
 Please call for pricing.




**Tool Control Foam**  
 Custom cut tool control foam pads made to order to fit your tools and drawer configuration.  
 Please call for pricing.



**Drawer Divider Sets**  
 Sets are supplied as separate trays which are subdivided with adjustable metal slats. Additional packs of slats available.  
 Please note: Drawer divider sets are not compatible with RSR units (page 15)

DD062	Cabinets	Page	Code
	<b>Tool Storage Cabinets</b>	12	1200mm - <b>DD003</b> 900mm - <b>DD005</b>
	<b>Under-bench Cabinets</b>	14	1200mm - <b>DDUC121</b> 900mm - <b>DDUC091</b> 600mm - <b>DDUC002</b>
	<b>General Base Cabinets</b>	16	600mm - <b>DD062</b>
	<b>A pack of 5 additional divider slats. SL001</b>		


Other fittings



**Additional Shelf**  
**SHC060**  
 For a BU014 or BU060.  
**SHC005**  
 For a CU007 or a CU007L.



**Workbench Vice**  
 4" Record No.3 workbench vice. Holes need to be drilled into the workbench for installation.  
**VIC003**



**Coat Rails**  
 Rail and brackets to fit within CU and RS units  
**CR121** for RS-062  
**CR091** for RS-092  
**CRR090** for RSR units  
**CR061** for CU006




**Space Saving Garage Vacuum**  
 A wall mounted garage vacuum to save valuable floor or wall space and keeps tools neatly stowed  
**VAC001**



Worktop options

The following examples are our most popular worksurfaces, which can be fitted to all base cabinets and workbenches. To explore our full range or find out further information, please contact our design team on 01280 700563.




**Pinseal ABS Plastic Worktop**  
 This is a hard-wearing 3mm surface that is the standard finish for base cabinets and workbenches.



**Compact Resin Worktop**  
 A hard-wearing 12mm thick compact resin top, which can be provided as a single piece spanning several cabinets where required to achieve a join-free finish.




**European Oak**  
 A popular classic 40mm thick, that adds real character and will gradually darken as it matures. 40mm staves construction. (Supplied oiled).




**Stainless Steel Worktop**  
 A tough, attractive solution. Stainless steel is wrapped around an MDF core to a 40mm depth.

NEED ANYTHING ELSE FOR YOUR PERFECT ROOM?

We pride ourselves on our ability to help customers fulfill their ambition for the 'ultimate garage'. We are therefore happy to provide quotations for additional products or bespoke work, as part of a comprehensive design package. This might include wall finishes, art or auto-memorabilia decorations, as well as integrated facilities such as audio/TV/cinema or even gym equipment. Below are just a few suggestions ...and to find out more please contact our team on **01280 700563**.



Built-in entertainment



Home gym mirrors




Wall art



Cycle storage rails




Garage doors



Fridges/chiller units



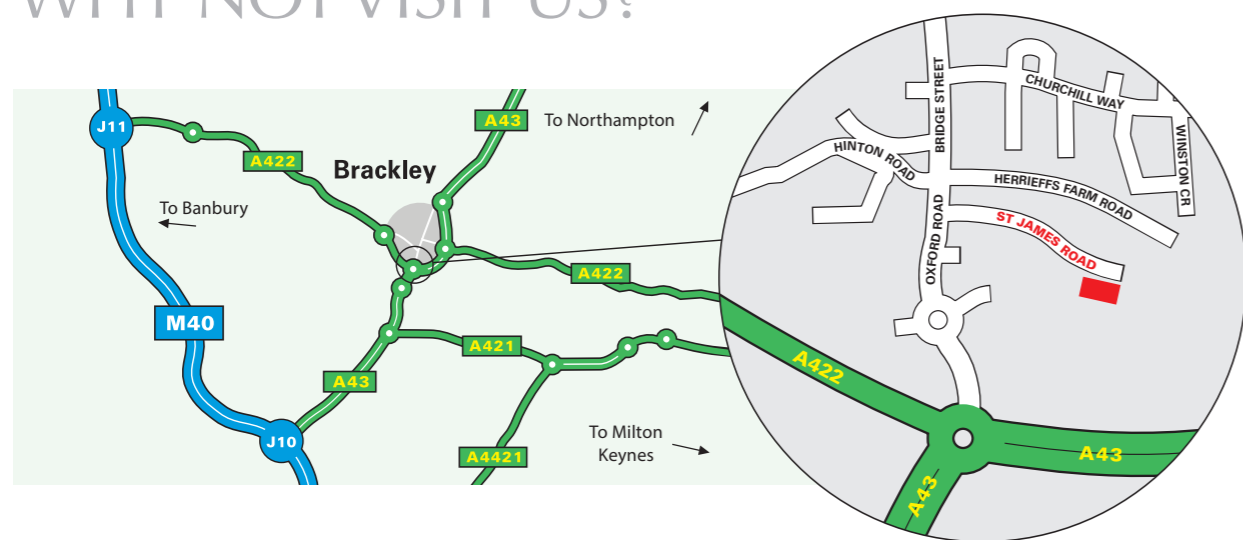
Extra internal power sources



Integrated air hoses



## WHY NOT VISIT US?



You are welcome to visit our showroom at our headquarters in Brackley, where we have a full range of products and cabinets for you to try out.

To find out more, or to arrange a FREE design survey, call our design team on **01280 700563** or email **info@dura.co.uk**

Dura Limited  
St James Road, Brackley  
Northamptonshire NN13 7XY

**Opening times:**  
**Monday – Friday**  
**9:00am – 5:30pm**

### We also have distributors in Scotland and Jersey

#### Garage Interior Design

Pine Lodge, Dullatur,  
North Lanarkshire, G68 0AW, Scotland  
Call **0800 825 0125** to arrange a visit.

#### CP Interiors

Rue des Pres Trading Estate,  
St Saviour, JE2 7QP, Jersey  
Call **01534 768141** to arrange a visit.



**DURA**<sup>®</sup>  
Fitted Garages  
[www.dura.com/residential](http://www.dura.com/residential)

MAKE A STATEMENT™

# DURA<sup>®</sup>

---

## Fitted Garages



### Dura Limited


St James Road, Brackley  
Northamptonshire  
NN13 7XY

tel +44 (0) 1280 700563

fax +44 (0) 1280 700444

info@dura.co.uk

[www.dura.com/residential](http://www.dura.com/residential)



Scan to visit website

*All information correct at time of going to press but due to our policy of continuous improvement, we reserve the right to alter specifications and prices without prior notice. All dimensions are shown in millimetres.*

